

# ST. MARY HYDE PARK

October 2024

As chairman of the Finance Committee, it is my responsibility to provide you with a brief update on our parish financial situation for the fiscal year 2023-24. The parish fiscal year begins July 1 and ends on June 30 the following year.

The Highlights for the Fiscal Year are shown on page 2 of the report.

In 2023-24 we had a surplus of \$453,954.

This was \$245,450 for the Church which was primarily due to increased weekly giving and reduced overall expenses and \$208,504 for the School which was a planned surplus from the Flat Rate Tuition which will be used for future capital and maintenance expenses

The detailed report can be seen on pages 3 through 11.

On page 3, you can see a graph of the average weekly contributions across the parish. This will give you an idea of how your average weekly contribution compares to others in the parish. Note that 38% of contributing parishioners are giving \$5 or less per week and account for 3% of the total weekly giving. The 20% of contributing parishioners giving \$26 or more per week account for 69% of total weekly giving.

Electronic giving is a big advantage to help us stay on budget by ensuring your donations when you are on vacation or away from home. It is also a safe non-contact process. Sign up for or increase your electronic giving on <https://www.smchp.org/>.

If you have any comments, suggestions, or questions, feel free to contact me or any of the Finance Committee members.

Thank you for helping to make our St. Mary Parish a strong viable Catholic community.

We thank God for his many blessings.

Art Thompson  
Finance Committee Chairman

# Highlights for the 2023-2024 Fiscal Year

Total revenues **exceeded** the previous fiscal year revenues by **6.0%**

- Church revenues **were less than** the previous year by **6.4%**
- School revenues **exceeded** the previous year by **13.5%**

Total expenses **were less than** the previous fiscal year by **2.0%**

- Church expenses **were less than** the previous year by **8.3%**
- School expenses **exceeded** the previous year by **1.2%**

The August 2023 Festival Net Income was **\$128,803** which **exceeded** the previous year by **25.1%**

In 2023-24 we had a surplus of **\$453,954**.

- **\$245,450** for the Church which was primarily due to increased weekly giving and reduced overall expenses
- **\$208,504** for the School which was a planned surplus from the Flat Rate Tuition which will be used for future capital maintenance expenses

Total annual offerings **exceeded** the previous fiscal year by **11%**

- Weekly Offerings **exceeded** the previous year by **10.5%**
- Christmas and Easter Offerings **exceeded** the previous year by **21.6%**

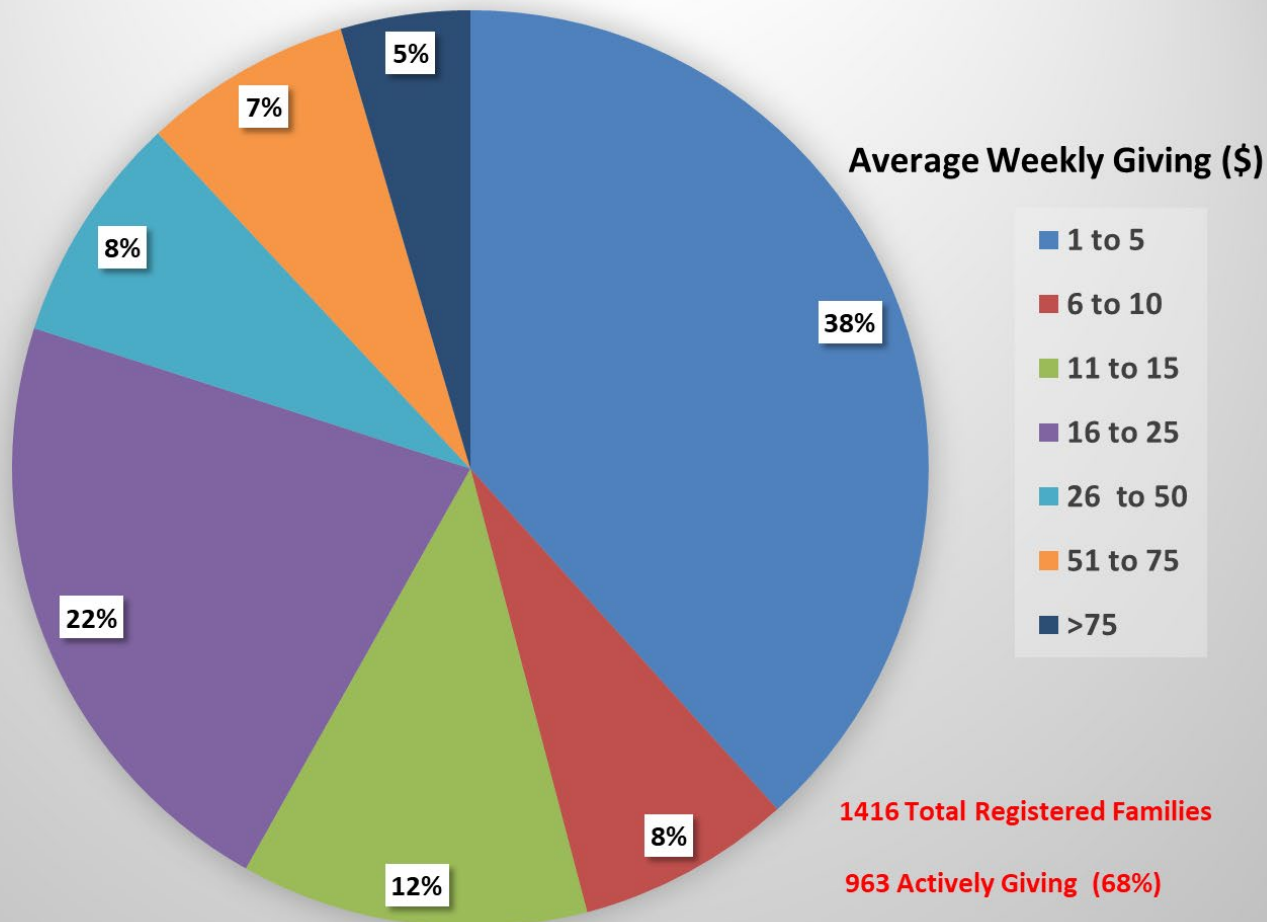
Total parish families **decreased** from 1512 to 1416

- Of these, **only 68% are actively giving**

School enrollment **increased** by **1.3%**

The pages that follow show details for these highlights.

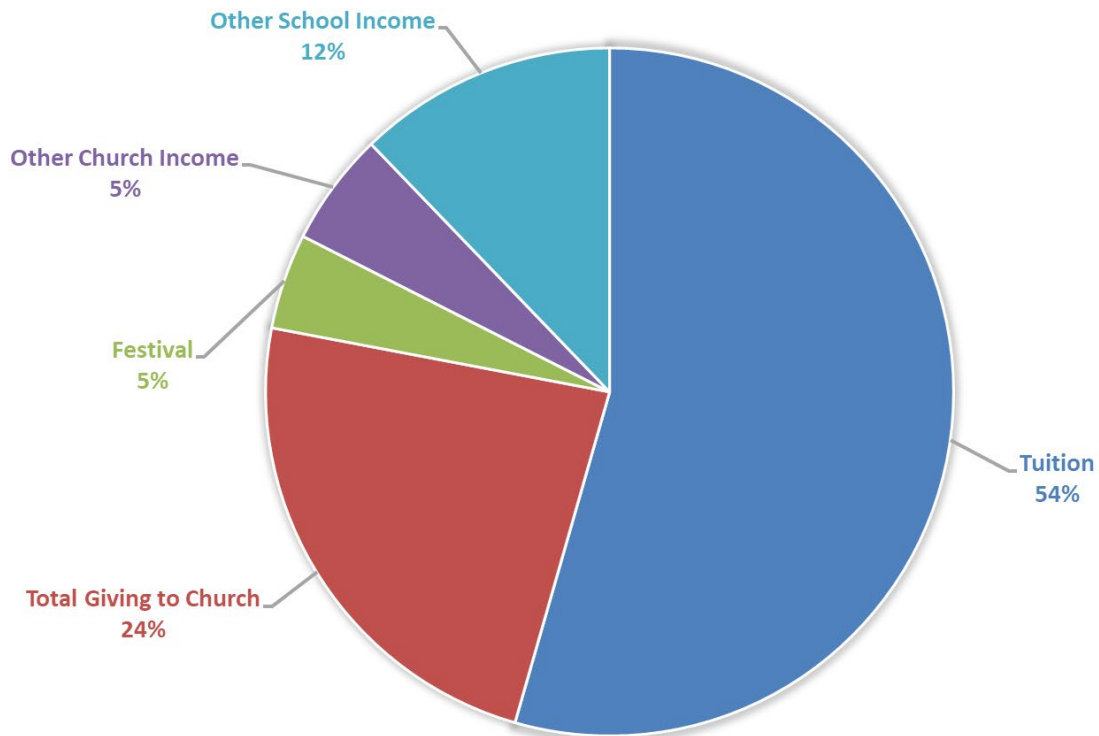
## 2023-24 Average Weekly Giving (Based on the 963 families Actively Giving)



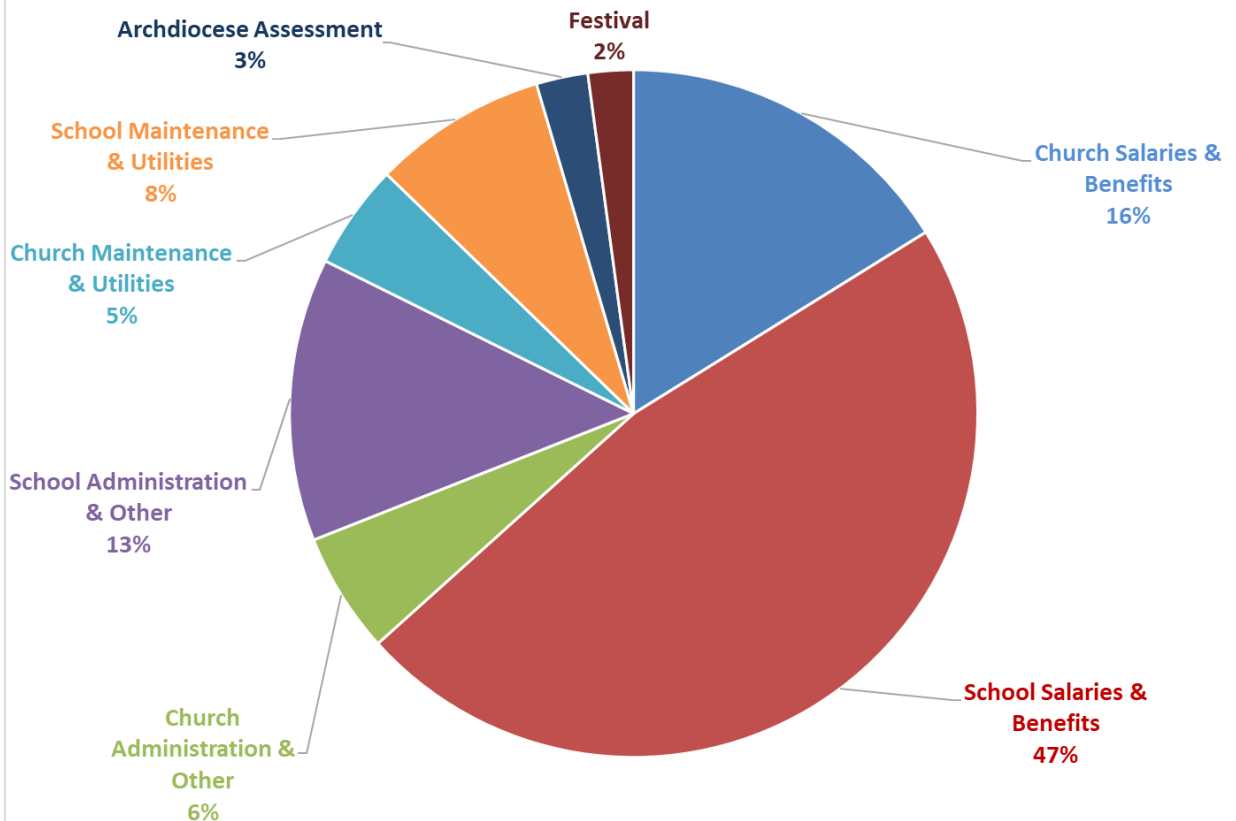
**The 20% of parishioners giving \$26 or more per week accounted for 69% of total weekly giving.**

**The 38% of parishioners giving \$1 to 5 per week accounted for 3% of total weekly giving.**

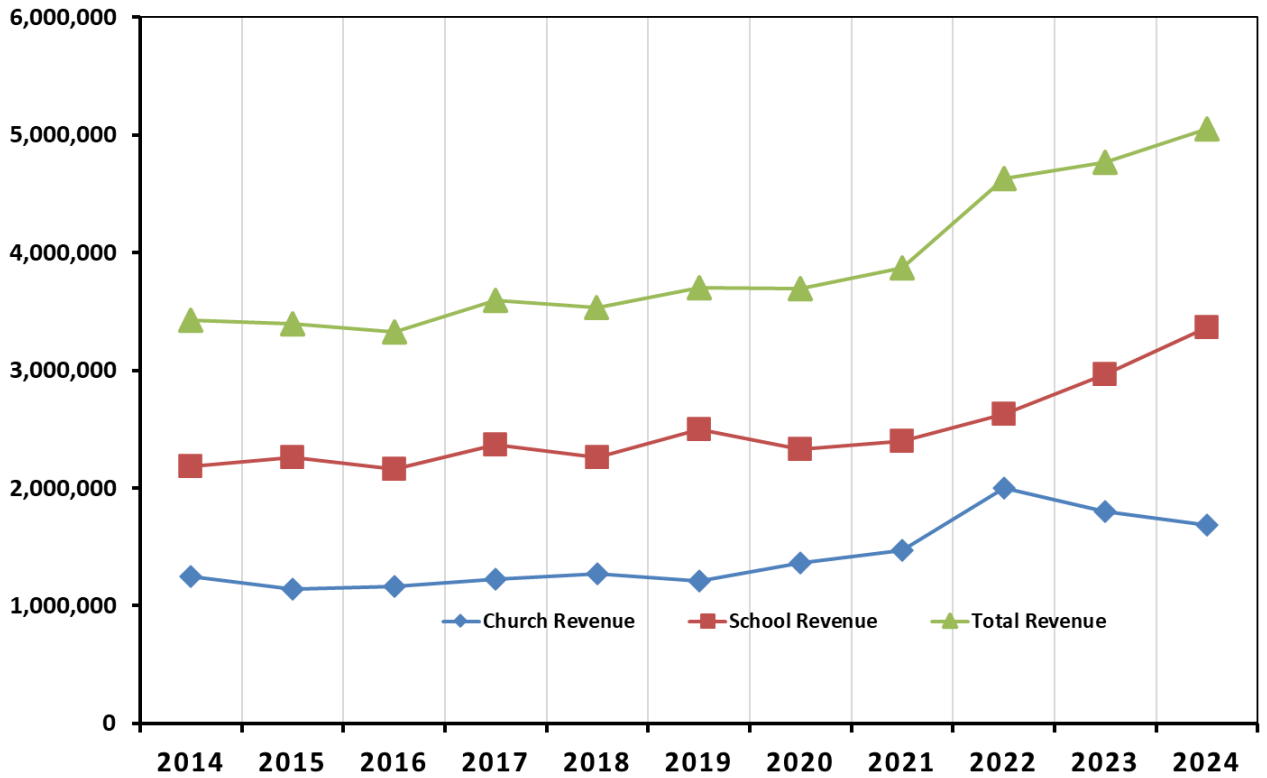
## ACTUAL REVENUE 2023 - 24



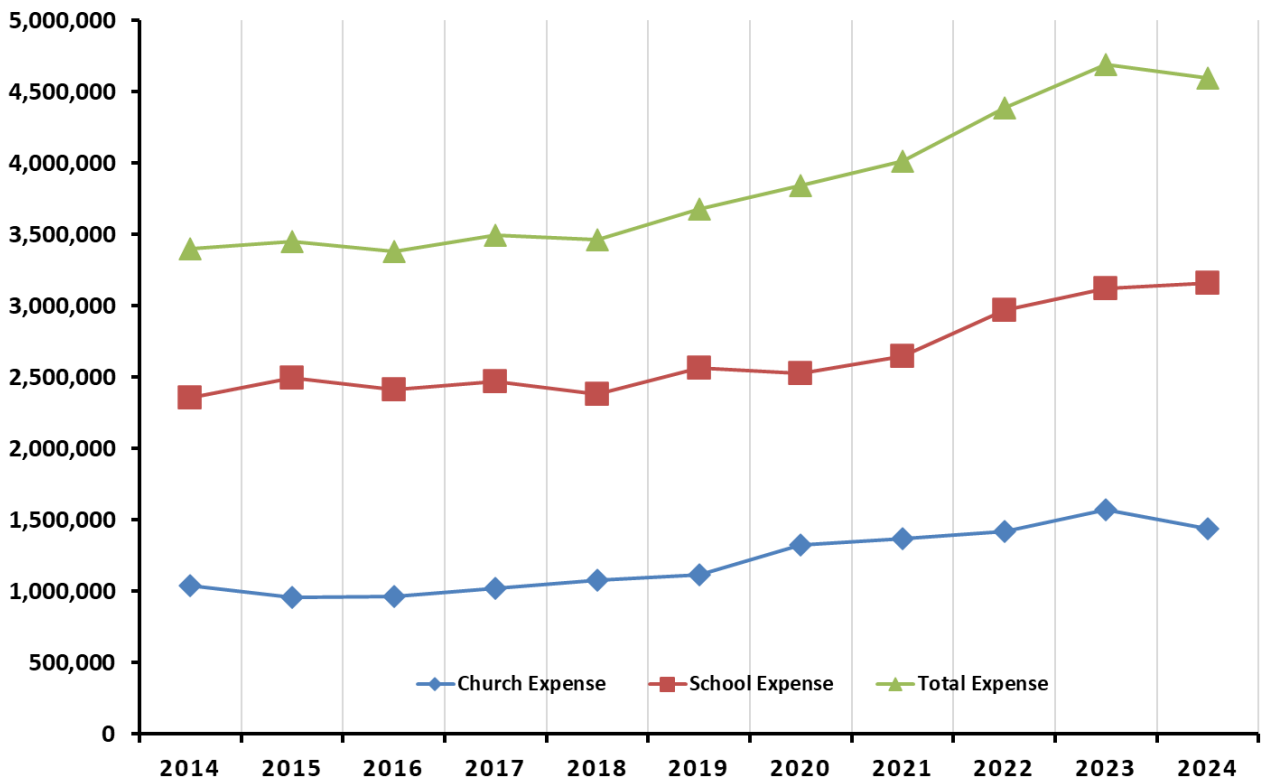
## ACTUAL EXPENSES 2023 - 24



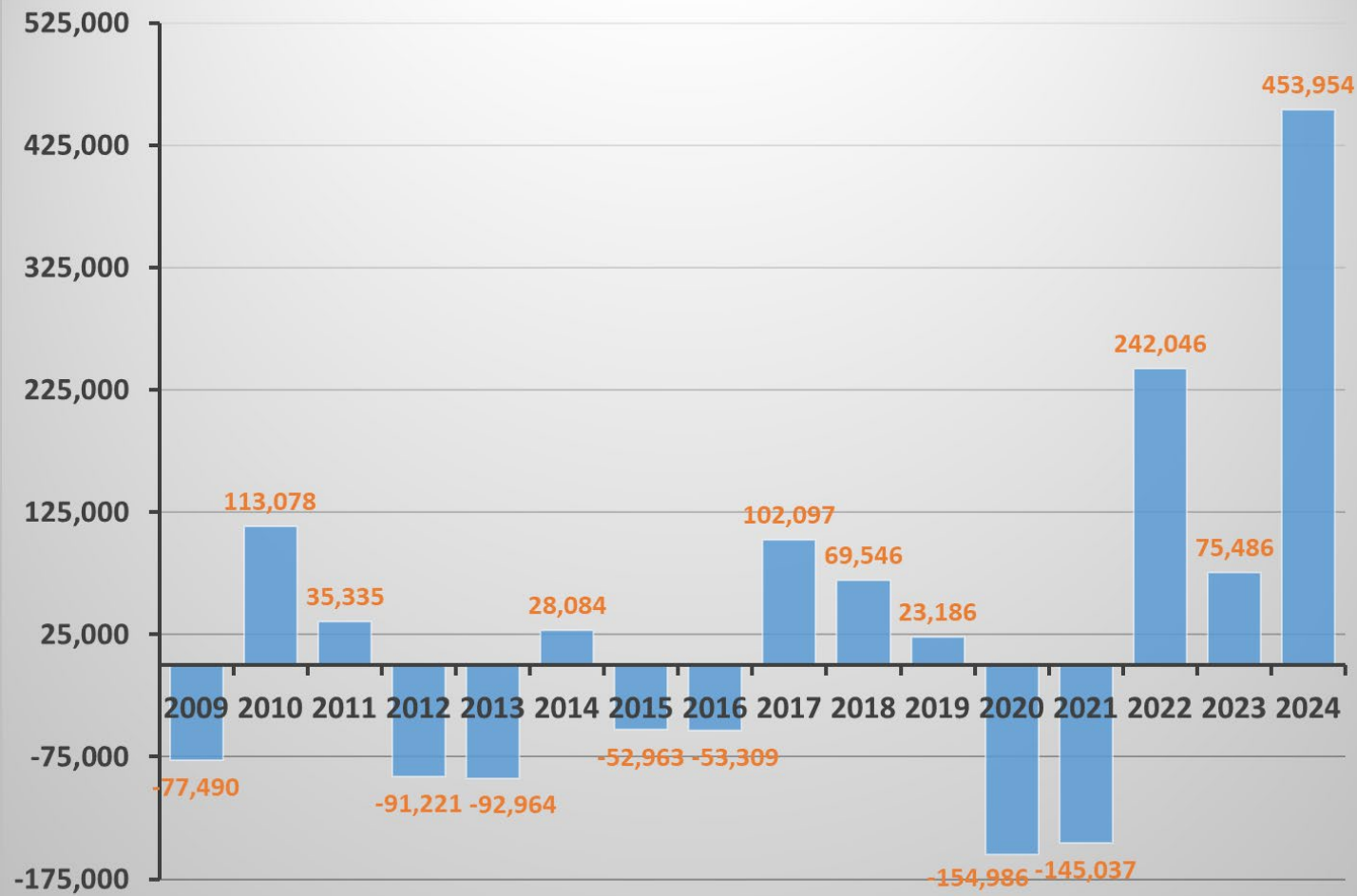
## SMHP REVENUE TREND 2014 - 24 (\$)



## SMHP EXPENSE TREND 2014 - 24 (\$)



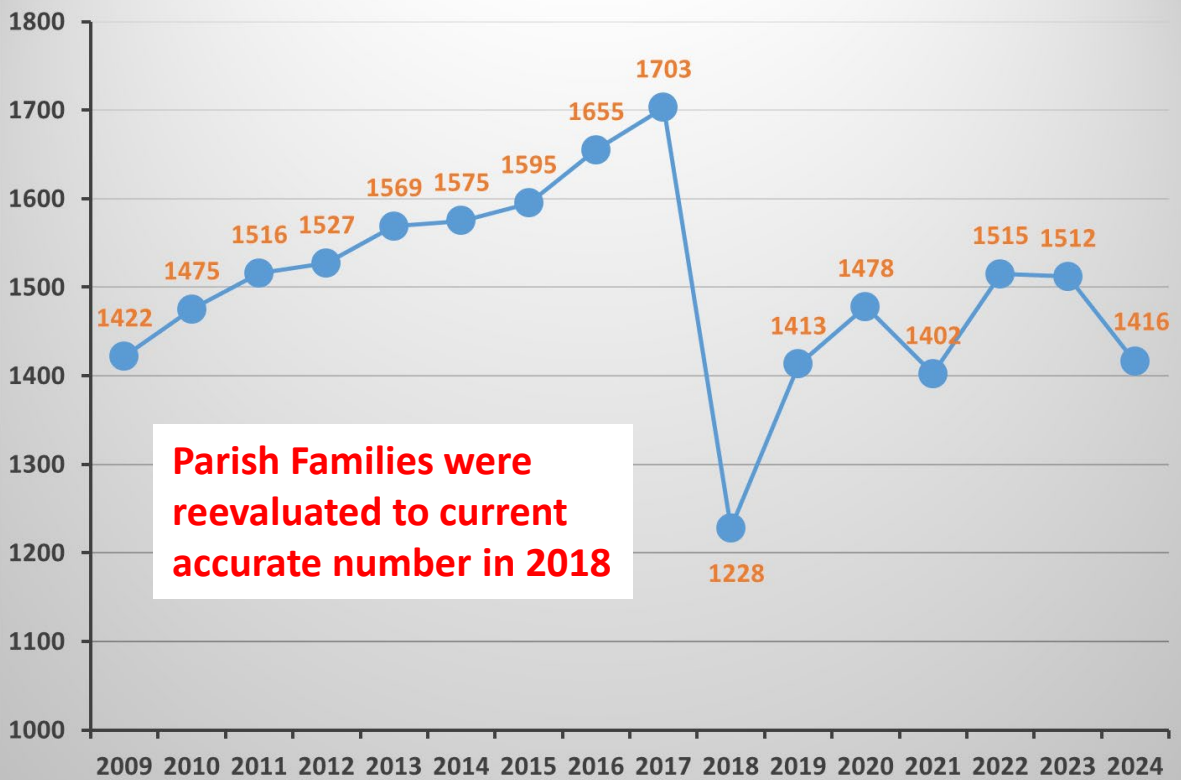
## Net Revenue by Year (\$)



In 2023-24 we had a surplus of \$453,954.

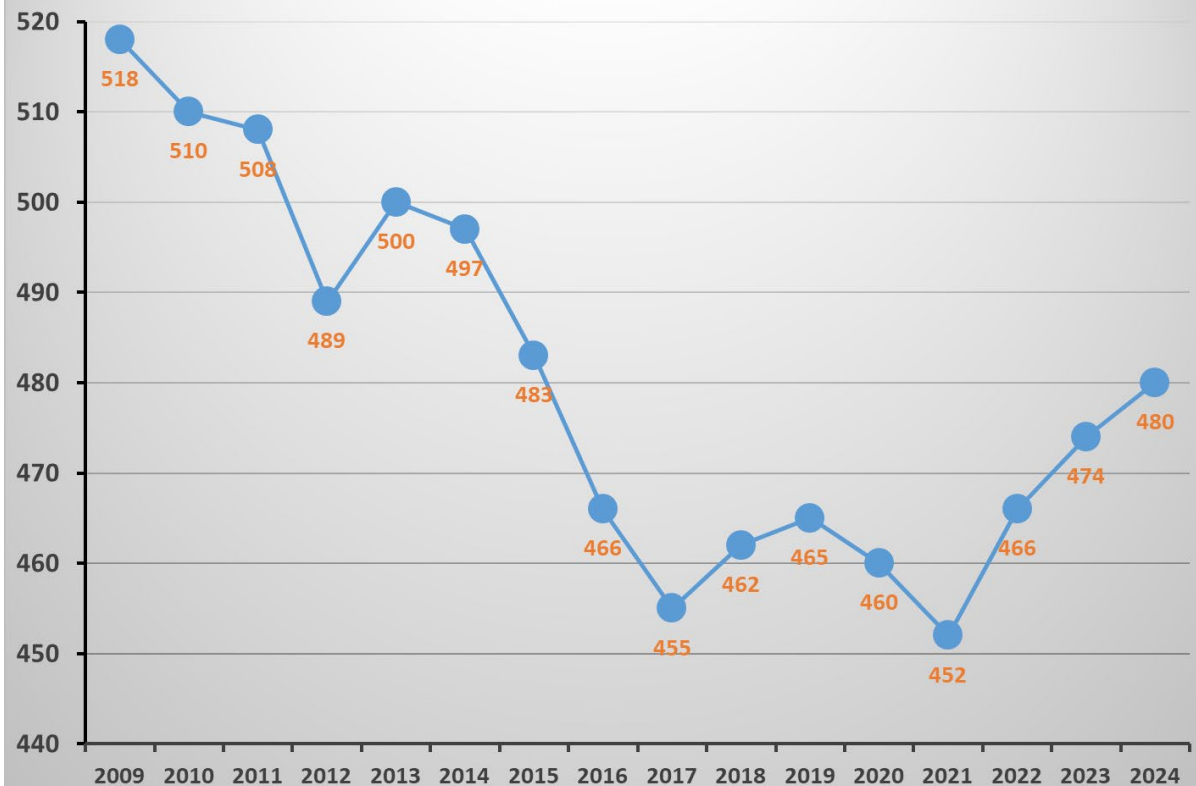
This was \$245,450 for the Church which was primarily due to increased weekly giving and reduced overall expenses and \$208,504 for the School which was a planned surplus from the Flat Rate Tuition which will be used for future capital and maintenance expenses

## Parish Families



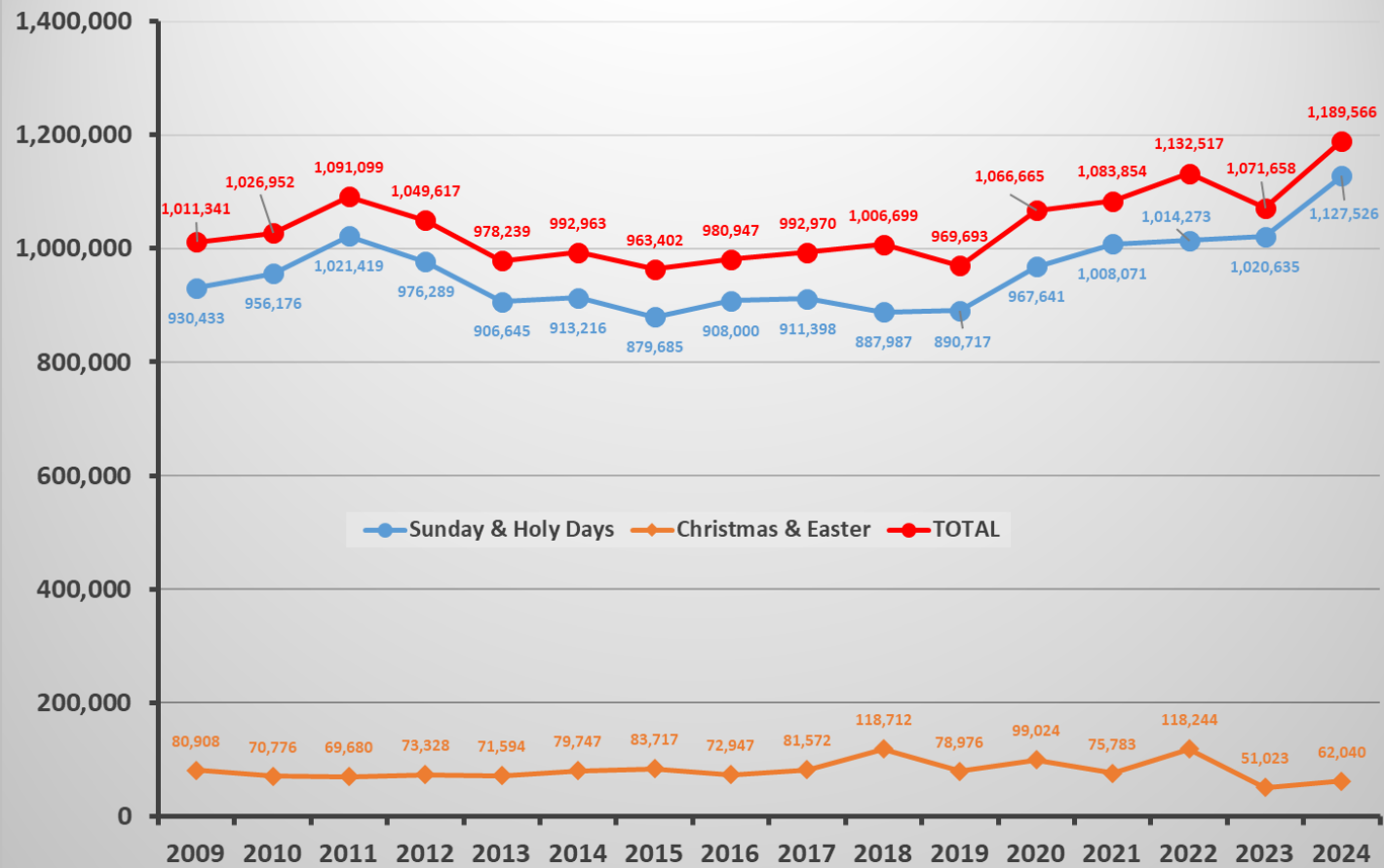
**Parish Families decreased 6.8% from the previous year**

## School Enrollment



**School Enrollment increased 1.3% from the previous year**

## Annual Giving to Church (\$)



**In 2023-24, Weekly Offerings increased 10.5% over the previous year, Christmas and Easter Offerings increased 21.6% and Total Offerings increased 11%**



# Services Provided

## July 1, 2023-June 30, 2024

<u>Parish Population</u>			<u>Sunday Celebrations</u>		
	Registered Families	1416		Masses (total)	364
	Individuals	4602		Sundays	156
	Families Actively Giving	963		Weekdays	208
<u>Faith Formation Participation</u>			<u>Sunday Mass Attendance (October 2023 Count):</u>		
	St. Mary School				
	Families	294			
	Students	480	<u>Sunday collections (average)</u>		
	Family Of Faith			ACTUAL	\$21,683
	Families	32		BUDGET	\$21,565
	Students	108			
			<u>Sacramental Celebrations</u>		
			Baptism of children		
			Adult Baptisms		
			Baptized adults received into the Church		
<u>Small Faith Sharing Groups</u>					
			First Communicants		
			Confirmations		
			Marriages		
<u>Lenten Series Average Attendance</u>			Children Receiving First Penance		
			Funerals		
<u>Catechesis of the Good Shepherd</u>			<u>EPIC (A Fellowship Group for Age 65+ Parishioners)</u>		
	Students	11	Meetings		
			Average Attendance		
<u>Baptism Preparation Teachers</u>					
Baptism Assistants					
<u>FOCUS Marriage Preparation Couples:</u>					
Wedding Parish Assistants:					

## **E-Contributions**

You can enroll in e-contributions or change your current donation by signing into our Parish website  
[www.smchp.org](http://www.smchp.org)

## **Current Finance Committee Members**

Tom Bosco, Lisa Habel, Phil Hurak, Abigail Isbell, Linda Klump, Katherine Mulligan, Clint Reese, Art Thompson, Chris Zimmer

# St. Mary Parish

## Financial Statement Summary

### 2023-2024

	ACTUALS 2022-23	BUDGET 2023-24	ACTUALS 2023-24	ACTUALS Variance to BUDGET 2023-24	BUDGET 2024-25	2024-25 BUDGET Variance to 2023-24 ACTUALS
<b><u>CHURCH REVENUES</u></b>						
Christmas	34,510	63,250	41,829	(21,421)	63,250	21,421
Easter	16,513	23,000	20,211	(2,789)	23,000	2,789
Sundays and Holy Days	1,020,635	1,121,250	1,127,526	6,276	1,121,250	(6,276)
Bequests	8,172	0	61,344	61,344	0	(61,344)
Other Income	471,931	142,200	174,383	32,183	37,700	(136,683)
Festival	192,740	183,000	226,796	43,796	174,200	(52,596)
Other Fund Raising	56,312	0	33,617	33,617	24,200	(9,417)
<b>TOTAL CHURCH REVENUE</b>	<b>1,800,813</b>	<b>1,532,700</b>	<b>1,685,706</b>	<b>153,006</b>	<b>1,443,600</b>	<b>(242,106)</b>
<b><u>SCHOOL REVENUE</u></b>						
Tuition	2,464,279	2,680,440	2,750,245	69,805	3,201,000	450,755
Other	500,863	354,647	616,061	261,414	207,949	(408,112)
<b>TOTAL SCHOOL REVENUE</b>	<b>2,965,142</b>	<b>3,035,087</b>	<b>3,366,306</b>	<b>331,219</b>	<b>3,408,949</b>	<b>42,643</b>
<b>TOTAL REVENUE</b>	<b>4,765,955</b>	<b>4,567,787</b>	<b>5,052,012</b>	<b>484,225</b>	<b>4,852,549</b>	<b>(199,463)</b>
<b><u>CHURCH EXPENSES</u></b>						
Salaries & Benefits	706,150	875,149	742,713	(132,436)	941,015	198,302
Maintenance and Utilities	349,640	436,700	227,047	(209,653)	602,716	375,669
Administrative and Other	291,915	201,872	260,897	59,025	258,890	(2,007)
Festival	96,270	100,000	97,993	(2,007)	100,000	2,007
Archdiocese Assessment	125,739	117,264	111,606	(5,658)	97,476	(14,130)
<b>TOTAL CHURCH EXPENSES</b>	<b>1,569,714</b>	<b>1,730,985</b>	<b>1,440,256</b>	<b>(290,729)</b>	<b>2,000,097</b>	<b>559,841</b>
<b><u>SCHOOL EXPENSES</u></b>						
Salaries & Benefits	2,086,040	2,460,252	2,169,503	(290,749)	2,388,070	218,567
Maintenance and Utilities	389,674	332,500	376,082	43,582	411,000	34,918
Administrative and Other	645,041	271,790	612,217	340,427	304,390	(307,827)
<b>TOTAL SCHOOL EXPENSES</b>	<b>3,120,755</b>	<b>3,064,542</b>	<b>3,157,802</b>	<b>93,260</b>	<b>3,103,460</b>	<b>(54,342)</b>
<b>TOTAL EXPENSES</b>	<b>4,690,469</b>	<b>4,795,527</b>	<b>4,598,058</b>	<b>(197,469)</b>	<b>5,103,557</b>	<b>505,499</b>
<b>Church Net Revenue (LOSS)</b>	<b>231,099</b>	<b>(198,285)</b>	<b>245,450</b>	<b>443,735</b>	<b>(556,497)</b>	<b>(801,947)</b>
<b>School Net Revenue (LOSS)</b>	<b>(155,613)</b>	<b>(29,455)</b>	<b>208,504</b>	<b>237,959</b>	<b>305,489</b>	<b>96,985</b>
<b>PARISH NET REVENUE (LOSS)</b>	<b>75,486</b>	<b>(227,740)</b>	<b>453,954</b>	<b>681,694</b>	<b>(251,008)</b>	<b>(704,962)</b>

# **2023 – 2024 Memorial Donations\***

**During 2023 – 2024 donations were received in Honor or Memory of the following individuals :**

Stephen Edward Buening  
Charles H. Cardone  
SMS Class of 1972  
John and Dawn Paquette  
John Thamann  
Edward Castellini  
Margaret (Peggy) Elliot

## **Grants and Bequests**

Unnewehr Family Foundation/ Edelweiss Foundation  
Rosina Rattermann  
Busse Trust  
John Thamann

\* Does NOT include Mass intentions, Flower donations with listed memorials (Easter & Christmas), and School Annual Fund.